

### Introduction

This toolkit provides you with an overview of the Care Certificate and how you, supported by your mentor/assessor, can use the materials provided to complete the theory which will underpin your practice.

#### **How do I achieve the Care Certificate?**

The Care Certificate was developed following Camilla Cavendish's review of health and social care support workers, and is designed to support care staff at the beginning of a career in care to develop the fundamentals for their roles.

The Care Certificate is made up of 15 standards that are applicable in both health and social care settings. The content within the standards is set at the level of a structured induction or mandatory training. It is not designed to be the only learning within your care role; it is the start of your learning journey. The Care Certificate is achieved by completing **both theory and applied practice** within a work environment, after being assessed by an occupationally competent assessor. More information about successful completion of the certificate is available via the [HEE](#), [Skills for Care](#) or [Skills for Health](#) Care Certificate pages.

#### **How do I use these learning resources?**

This e-learning programme is designed to be used by you and your mentor/assessor to help you to study the underpinning theoretical knowledge for each of the 15 Care Certificate standards. It uses a variety of methods including questioning, encouraging the review of national and local policy and reflective practice to help you to learn about each subject. The learning resources for each standard comprise an introduction, e-learning session(s) and a set of post-session questions. The e-learning sessions may vary in style but they all cover the theoretical learning outcomes for each standard.

Please note that some of the e-learning sessions within the Care Certificate programme are also part of statutory and mandatory training, available via the e-LfH Hub and ESR. If you have completed these before starting your learning for the Care Certificate, please advise your assessor.

#### **What do I do after I have completed the e-learning session(s)?**

When you have completed the e-learning session(s) you will be encouraged to complete reflections on your learning and answer the post-session questions for that standard. These will provide an opportunity to discuss your learning with your mentor/assessor and to clarify any issues you may have. You can get a certificate of completion for each course, from the e-LfH Hub, once all three elements in that course have been completed. You can save/print this certificate.

You will see this icon next to the course when the certificate is available:



If you have completed the course on ESR you will not be able to print a certificate; however you will have a transferable record of the e-learning and associated competencies in ESR, throughout your NHS career.

#### **How do I apply the theory in my workplace?**

Once you have completed the theory for each standard you need to apply your learning in practice. For a small number of standards, some elements will require simulation, e.g. basic life support, as the experience may not be available within your place of work. You will be able to apply the theory in your working day for most of the standards. It is not until you have practiced and been assessed in practice, that the standard is completed.

**The Care Certificate cannot be achieved without practical application.**




# The CARE CERTIFICATE

## Student Toolkit

### Learning Resources

A range of free learning resources are available to support you in achieving the Care Certificate standards:

- The Student Toolkit, Introduction to Standard, and Standard Post-session Questions can be used at a computer, laptop and mobile device, or printed out to write on
- The e-learning session can be completed on a computer, laptop or mobile device

Learning Resource	Purpose	
Care Certificate Student Toolkit (this document)	<p>A PDF document for assessors that explains how to use the Care Certificate learning resources.</p> <p>Each of the Care Certificate standards within the e-learning programme follows a structured approach:</p> <ul style="list-style-type: none"><li>• Introduction to the standard</li><li>• E-learning session(s) to support the standard</li><li>• Post-session questions to reflect on the theory underpinning the standard</li></ul> <p>After you have completed all three elements of the course on the e-LfH Hub, please download, or print out, a certificate of completion to show to your assessor/mentor and add to your learning record.</p>	
Introduction to Standard	<p>A PDF document that introduces the standard and identifies core materials to support learning. It also lists the learning outcomes you need to demonstrate to your assessor/mentor in order to successfully achieve the Care Certificate standard.</p>	
E-learning Session(s)	<p>E-learning session(s) to support the key learning objectives for the Care Certificate standard.</p> <p>Please note that the e-learning session(s) support the theory required for each standard; application of the standard must be demonstrated for assessment in the workplace.</p>	
Post-session Questions	<p>A Word document that contains questions to help you to apply the theory from the e-learning session(s) in the workplace.</p> <p>You can download these questions to print and write on or complete them at your computer and then print, or e-mail your answers to discuss with your assessor/mentor.</p>	
Certificate of completion for the standard	<p>After completing all three elements of the course on the e-LfH Hub, you may download, or print out, a certificate of completion for the theoretical component of this standard to show to your assessor/mentor and add to your learning record.</p> <p>If you have completed the course on ESR you will not be able to print a certificate; however you will have a transferable record of the e-learning and associated competencies in ESR, throughout your NHS career.</p>	