e-LfH
e-Learning for Healthcare

NHS
Health Education England

e-Learning to support image interpretation

Image Interpretation is the ideal resource to develop interpretation skills, it is freely available to all health and care professionals in the NHS. Radiographers and sonographers use the sessions to acquire the skills needed to interpret radiographs, ultrasound, magnetic resonance imaging (MRI) and cross-sectional (CT) images. The materials also support allied health professionals, nurses, medical students and junior doctors to evaluate images accurately.

- Over 400 free e-learning sessions
- Available for all health and care professionals, students and lecturers
- Equips radiographers and sonographers with the skills and knowledge to provide preliminary clinical evaluations
- Supports staff in preparing to specialise

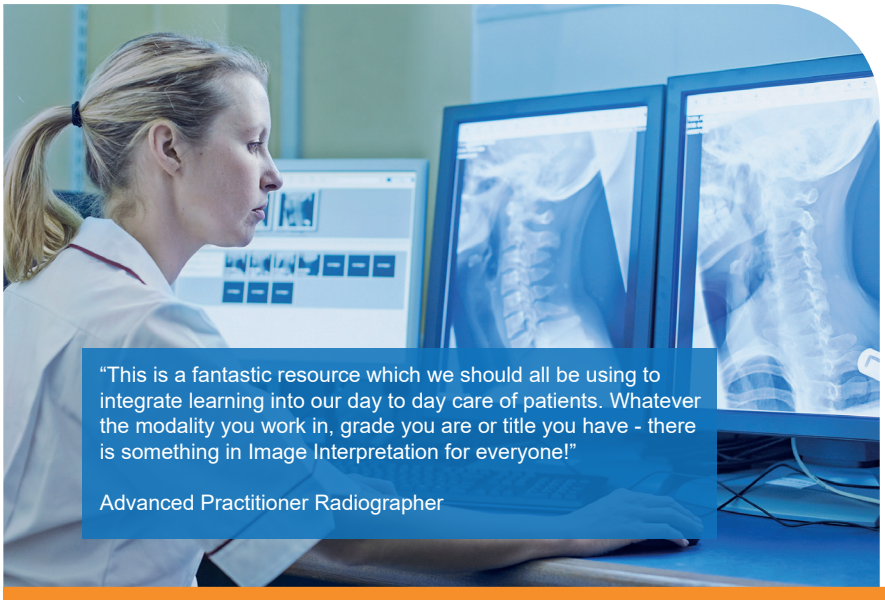

"This is a fantastic resource which we should all be using to integrate learning into our day to day care of patients. Whatever the modality you work in, grade you are or title you have - there is something in Image Interpretation for everyone!"

Advanced Practitioner Radiographer

CoR
THE COLLEGE OF RADIOGRAPHERS

Endorsement by cpd now the College of Radiographers

Image Interpretation

NHS England

To access Image Interpretation, go to http://portal.e-lfh.org.uk/Register
For more information, go to www.e-lfh.org.uk/projects/image-interpretation

Image Interpretation is regularly updated with new sessions. Reviews are also undertaken to keep the programme up to date. Modules include:

Radiography

Cross-sectional (CT)

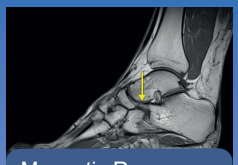
Magnetic Resonance Imaging (MRI)

Ultrasound

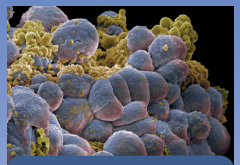
Breast Imaging

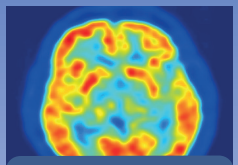
Technology

Forensics

Nuclear Medicine

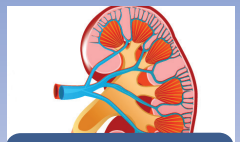
Gastro-Intestinal and Genito-urinary (GI and GU)

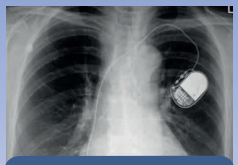
Cardiac Imaging

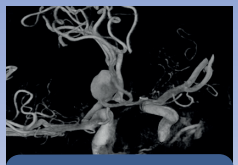
Neurointervention

Dental and Maxillo-facial Radiography

Orthopaedic Imaging

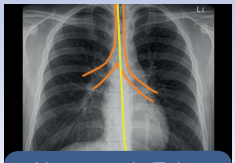
Nasogastric Tube Placement

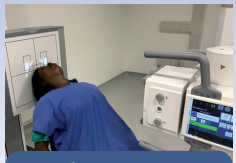
Accessory Projections

The e-learning has been developed by the Society and College of Radiographers, in collaboration with Health Education England e-Learning for Healthcare (HEE e-LfH).

The material has been written by senior practitioners and university lecturers and approved by the Society and College of Radiographers. A learning record and certificate are available for CPD portfolios for professional accreditation and regulatory (HCPC).

To access Image Interpretation, go to http://portal.e-lfh.org.uk/Register
For more information, go to www.e-lfh.org.uk/projects/image-interpretation